



Membership Renewals

Once again the committee has held the yearly cost of membership at \$60. This is very cheap considering another nearby woodturning club has increased their membership to \$110.

To minimise the cost of mail, the invoices will be emailed where appropriate and mailed where members do not have an email address.

New Club Merchandise

The committee has recently assessed the club polo shirt as heavy, hot & unattractive when it fades.

A supplier has been found who can provide navy blue polo shirts with white piping, a match cap & windcheater.

While the committee will be seen wearing the new merchandise it is not compulsory to purchase these items and it is perfectly acceptable to continue to wear the current polo shirts etc.

The merchandise with logo will be priced at"

- Polo shirt with pocket \$40
- Windcheater \$60
- Caps \$15

Monday Maintenance

Over the last couple of months the maintenance team have requested assistance.

It is understood that it is difficult for a member to donate a couple of hours each week so now the team are setting up a roster where members can donate their time on a regular or irregular basis.

Volunteers will be allocated jobs as required. It is an opportunity to learn more about the equipment we use and that hopefully you will be able to pass on what you have learnt to other members at various sessions.

If you can see your way forward to help once a month, please update the roster on the notice board.

Dual Drum Sander

Many thanks to all club members for taking care in the use of the dual drum sander as the sand paper has not had to be changed since the last Woodpecker.

Free Fire Wood

Waste timber is being placed in a container on the concrete apron in front of the club free for anyone to take. Hopefully with winter coming there are people around with fireplaces that require kindling. **Spread the word.**

Key Dates

Picture Framing	7 th May
Community Day	10 th May
Bunnings BBQ	11 th May
Ballarat Wood Show	26-26 May
Albury Woodcrafters	2-3 June
Picture Framing	4 th June
Committee Meeting	5 th June
Bunnings BBQ	9 th June
Woodturning Exhibition	22-24 June

Your Community Bank®

 **Bendigo Bank**

Rye Dromana Rosebud

Robert Sorby Demonstration

Probably as a result of the club purchasing 3 Nova DVR Saturn lathes Carbatec approached the club offering to arrange to have Chris Pouncy demonstrate wood turning with Robert Sorby tools at the club workshop.

Naturally the club jumped at the opportunity. So the event has been arranged for 10am on Thursday 5th July. If you are interested an attendance sheet will be available on the notice board.

The event will be promoted through CWC, direct invitation to various men's shed, our website and various Facebook Notice Boards.

Wood Dust

Wood Dust is a group working out of Bungendore in southern NSW. It aims at providing a range of woodworking masterclasses and evening Q&A style lectures featuring international and Australian woodworking celebrities.

One such celebrity is Matt Kenney, an accomplished maker and contributing editor at American Fine Woodworking Magazine. Matt is a specialist in the Japanese art of Kumiko and included it in his personal challenge to make 52 boxes in 52 weeks. Subsequently he authored the book "52 Boxes".

The boxes were a variety of tea boxes & bandsaw boxes of various shapes & sizes. Some of the boxes have been finished with either or both kumiko & milk paint.

Milk paint is a nontoxic water-based paint. It can be made from milk and lime, generally with pigments added for color. Milk paint has been used for thousands of years.




Figure 1 A display of Kumiko


Matt will be attending the Wood Dust Timber and Tool Marketplace being held at the Bungendore Showgrounds on the 20th and 21st of October 2018.

Tips & Techniques ~ Bench Tray

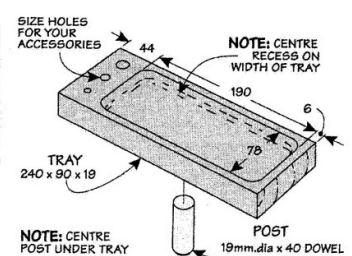
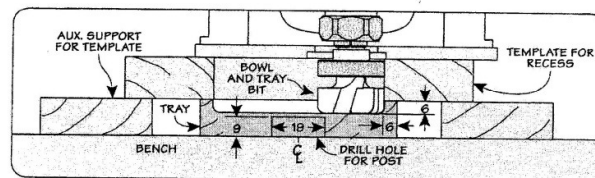
In an article Jim Moorehead wrote "There always seems to be small parts and tools on my bench from any number of projects I'm working on. Inevitably, they end up either rolling off or getting knocked onto the floor.

To fix that once and for all, I made a tray that keeps everything in place. A post on the bottom of the tray drops into a dog hole to keep the tray in place on the bench. It's perfect for pencils, small tools and other items. I even drilled a few holes on one end of the tray for frequently used bits

I used a bowl and tray bit and a template to rout the recess. The drawings below show all the details you need to make your own."



Another tip: To hold metal objects try a magnetic plate from Repco



What's going On

Members are always working on lots of interesting things but not all of them come under the eye of the Woodpecker.

Scott Hanley has created lots of interesting projects like the "Wave" & the "Stingray". More recently the Woodpecker has spotted his latest venture "Pyrography". This art is rarely seen around the club. In fact the thought was that John Bayliss was the only person with the equipment to required for pyrography.



Figure 2 Scott Hanley's Pyrography



Figure 3 Brian Young's Vases

Brian Young has not been with the club long but part of his former life as a carpenter has enabled him to produce some amazing laminated vases.

"The wedgie sled makes it much easier", Brian said. "It allows you to create all the angles you need". Brian investigated the making of sleds on YouTube and made one to suit his bench saw at home. Even though he has all his equipment at home "I still love coming to the club", he says.

The Woodpecker has taken note of the follow site and will ensure it is added to the WOSP video library.

<https://www.youtube.com/watch?v=hpFNE1CHsc4>

Greg Knox showed his latest project to the Woodpecker ~ height adjustment for bench saw or router table.

It is a neat simple compact tool. The metal ruler is kept in place by magnets obtained from Carbatec. The butterfly nut allows the sled to be raised or lowered as required.

Naturally a number of family members have asked for their own tool. The later versions have a brass plate on the bottom. The tool looks very professional.



Figure 4 St Mark's Fair

Recently the club was represented at St Marks Dromana Fair which was held in the church car park.

Josie Mare & John Feeley volunteered to man the stall and sell any items club members wanted to make available to be presented on the stall.

On visiting the stall one would think it was a retail gift outlet with a wide range of wooden products.

It was appropriate to have the guitars & ukuleles on show as there was a group of 40 or more having a jam session on the ukuleles & banjos belting out some old time favourites. It was fun.

Certainly the popular stall that attracted children & adults alike was the animal nursery.

So next year when you hear the StMarks Fair is on, be sure to check it out. It is small but interesting & fun.